


A VIDEO
GAME CARTRIDGE FROM
 PARKER BROTHERS



Strawberry Shortcake™*

MUSICAL MATCH-UPS™

FOR THE ATARI 2600™ AND SEARS VIDEO ARCADE™

For 1 player

Ages: 4 to 7

Now a video activity game that's full of lively music, colorful matching, and "berry" fun times! Strawberryland™* is all mixed up—thanks to the Purple Pieman.™* Strawberry Shortcake and her friends Blueberry Muffin,™* Lime Chiffon,™* and Huckleberry Pie™* were going to put on a musical talent show. But the Purple Pieman ruined everything. He didn't want anyone to have any fun, so he cast an evil spell on them. Now everyone has a body that's all mixed up—even the Purple Pieman. Can you put everyone back together the way they're supposed to be? When you do, the Strawberryland characters will dance for joy!


OBJECT

The object of the game is to correctly "put together" as many Strawberryland characters as you can.


THE STRAWBERRYLAND CHARACTERS

Insert the cartridge into your unit, then move the ON/OFF switch to ON. One at a time, you'll see the five Strawberryland characters that you want to correctly put together. You'll also see each character's name at the base of the gazebo (names not shown in following illustrations).


Strawberry Shortcake




Huckleberry Pie




PROOF OF PURCHASE
Strawberry
Shortcake



Blueberry Muffin



Purple Pieman




Lime Chiffon

SETTING THE CONSOLE CONTROLS

Press down the **GAME RESET** switch at any time after you turn the game on. The "One Berry Game" will begin. To change game numbers at any time during play, here's what you do:

1. Refer to the **GAME SELECTION BOX** to select a game number.
2. Press down on the **GAME SELECT** switch. The game number will be indicated by one or more berries and will appear at the base of the gazebo.
3. Press down the **GAME RESET** switch—and you're ready to start the fun!



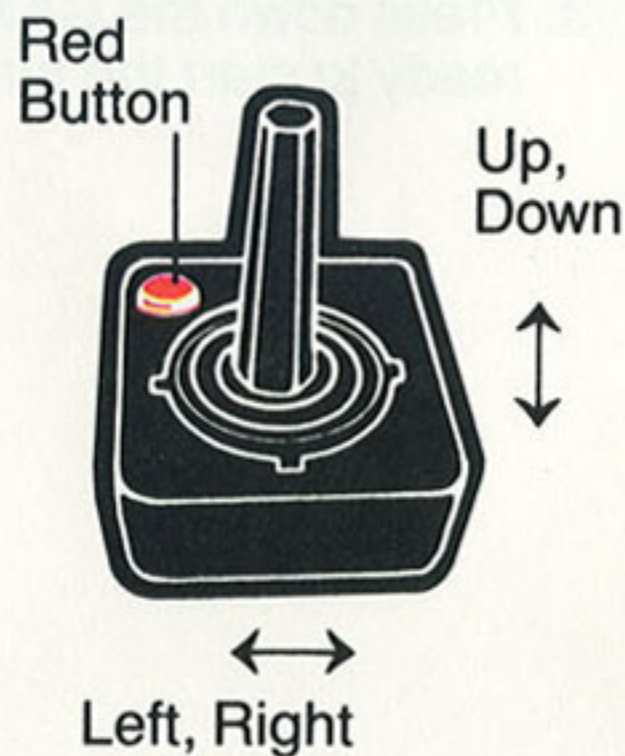

Berries

THE JOYSTICK CONTROLLERS

Plug one Joystick controller firmly into the **LEFT** jack at the back of your video system. This cartridge is played by one player at a time.

Use the Joystick to choose the head, body, and legs for each character. Move the Joystick **UP** or **DOWN** to choose which part of the body you want to find first. Each time you move the controller **UP** or **DOWN**, a vertical indicator line will move up or down each side of the character. This indicates the part (head, body, or legs) that you'll try to find.

Then move the Joystick **LEFT** or **RIGHT** to see each of the choices you have for that particular part of the body. When you've selected a head, body, and legs that you think are correct, press the red button.




PLAYING

One Berry Game

—A mixed-up character will appear on the screen. Use the Joystick to put together a **Strawberryland character that you think is correct**. When you've selected a head, body, and legs that you think are correct, press the red button.

- If you're right, you'll see the **character's name** at the base of the gazebo. You'll also hear the character's talent show tune and see his or her legs dance to the music. When the music and dancing end, you'll see another mixed-up character that needs to be correctly put together.



- If you're wrong, you'll hear a mixed-up tune that's made up of a bit of the tune for each character's part you've selected. For example, if you have the Purple Pieman's head with Strawberry Shortcake's body and Lime Chiffon's legs, you'll hear a tune that has a little bit of the Purple Pieman's tune, Strawberry Shortcake's tune, and Lime Chiffon's tune.

You'll also see the character's legs dance to the music, but you won't see a name below the character you've assembled. When the music and dancing end, you'll see the same character for you to correctly put together.



Two Berry Game

- A **mixed-up character** will appear on the screen.
- A **character's name** will appear at the base of the gazebo.

Use the Joystick to put together **the Strawberryland character whose name now appears on the screen**. When you think you've correctly put together that character, press the red button.

- If you're right, you'll see the character's name and watch the character dance to his or her tune. Play continues with another mixed-up character and name.
- If you're wrong, you'll watch the character dance to a mixed-up tune. Then the same character will stay on the screen for you to correctly put together. The character's name will disappear, so you must remember the name you just saw.

Three Berry Game

- A **mixed-up character** will appear on the screen.
- A **character's name** will appear at the base of the gazebo.
- A **sun** will appear at the top left side of the screen. This is the "timer."

Use the Joystick to put together **the Strawberryland character whose name now appears on the screen—but before the sun timer moves all the way across the sky to the top right side of the screen.** When you think you've correctly put together that character, press the red button. The sun timer will stop.

- If you're right, you'll see the character's name and watch the character dance to his or her tune. Play continues with another mixed-up character and name, with the sun timer at the **top left** side of the screen.
- If you're wrong, you'll watch the character dance to a mixed-up tune. Then the same character will stay on the screen for you to correctly put together in the time left on the sun timer. The character's name will disappear, so you must remember the name you just saw.
- If you don't correctly put together the character before the time's up, the sky will darken and the game will end. The Strawberryland characters will appear—one at a time—on the screen. To play again at the same game, press **GAME RESET.**

Four Berry Game

- A **mixed-up character** will appear on the screen.
- A **character's name** will appear at the base of the gazebo.
- A **sun** will appear at the top left side of the screen. This is the "timer."

Play this game the same as you did the Three Berry Game. However, the timer in this game **is much faster!**

Five Berry Game

- A **mixed-up character** will appear on the screen.
- A **character's tune** will play at the beginning of the game.
- A **sun** will appear at the top left side of the screen. This is the "timer."

Use the Joystick to put together the Strawberryland character whose tune you just heard—**but before the sun timer moves all the way across the sky to the top right side of the screen.** When you think you've correctly put together that character, press the red button.

- If you're right, you'll see the character's name and watch the character dance to his or her tune. Play continues with another mixed-up character and tune, with the sun timer at the **top left** side of the screen.
- If you're wrong, you'll watch the character dance to the tune you heard at the beginning of the game. But you won't see the correct character's name appear at the base of the gazebo. Then the incorrect character will stay on the screen for you to correctly put together in the time left on the sun timer.
- If you don't correctly put together the character before the time's up, the sky will darken and the game will end. The Strawberryland characters will appear—one at a time—on the screen. To play again at the same game, press **GAME RESET**.

Six Berry Game

- A **mixed-up character** will appear on the screen.
- A **character's tune** will play at the beginning of the game.
- A **sun** will appear at the top left side of the screen. This is the "timer."

Play this game the same as you did the Five Berry Game. However, the timer in this game **is much faster!**

Continue playing at the game number you've selected for as long as you'd like. To play at another number, press down the **GAME SELECT** switch and choose the Berry Game Number you want. Then press down the **GAME RESET** button to begin.

180-DAY LIMITED WARRANTY

PARKER BROTHERS warrants, subject to the conditions below, that if the components of this product prove defective because of improper workmanship or material during the period of 180 days from the date of original purchase, PARKER BROTHERS will repair the product or replace it with a new or repaired unit, without charge, or will refund the purchase price.

CONDITIONS:

1. Proof of Purchase: The retail sales receipt or other proof of purchase must be provided.
2. Proper Delivery: The product must be shipped, prepaid, or delivered to PARKER BROTHERS (address: 190 Bridge Street, Salem, MA 01970, Attention: Quality Control Dept.) for servicing, either in the original package or in a similar package providing an equal degree of protection.
3. Unauthorized Repair, Abuse, etc.: The product must not have been previously altered, repaired or serviced by anyone other than PARKER BROTHERS; the product must not have been subjected to an accident, misuse or abuse.

REPAIRS AFTER EXPIRATION OF WARRANTY:

If the product malfunctions after the 180-day warranty period, you may ship the product prepaid and enclosed with a check or money order for \$8.00 to Parker Brothers. Parker Brothers will, at its option, subject to the conditions above, repair the product or replace it with a new or repaired unit, subject to availability of parts. If replacement units or required parts are not available, the \$8.00 payment will be refunded.

Rules © 1983 Parker Brothers, Beverly, MA 01915. Printed in U.S.A. STRAWBERRY SHORTCAKE Characters © 1983 American Greetings Corporation.

EXCEPT TO THE EXTENT PROHIBITED BY APPLICABLE LAW, ALL IMPLIED WARRANTIES MADE BY PARKER BROTHERS IN CONNECTION WITH THE PRODUCT, INCLUDING THE WARRANTY OF MERCHANTABILITY, ARE LIMITED IN DURATION TO A PERIOD OF 180 DAYS FROM THE DATE OF ORIGINAL PURCHASE; AND NO WARRANTIES, WHETHER EXPRESSED OR IMPLIED, INCLUDING THE WARRANTY OF MERCHANTABILITY, SHALL APPLY TO THIS PRODUCT AFTER SAID PERIOD. SHOULD THIS PRODUCT PROVE DEFECTIVE IN WORKMANSHIP AND MATERIAL, THE CONSUMER'S SOLE REMEDY SHALL BE SUCH REPAIR, REPLACEMENT OR REFUND AS IS HEREIN ABOVE EXPRESSLY PROVIDED; AND UNDER NO CIRCUMSTANCES SHALL PARKER BROTHERS BE LIABLE FOR ANY LOSS OR DAMAGE, DIRECT OR CONSEQUENTIAL, ARISING OUT OF THE USE OF, OR INABILITY TO USE, THIS PRODUCT.

SOME STATES DO NOT ALLOW LIMITATIONS ON HOW LONG AN IMPLIED WARRANTY LASTS, OR THE EXCLUSIONS OR LIMITATIONS OF INCIDENTAL OR CONSEQUENTIAL DAMAGES, SO THE ABOVE LIMITATIONS OR EXCLUSION MAY NOT APPLY TO YOU. THIS WARRANTY GIVES YOU SPECIFIC LEGAL RIGHTS AND YOU MAY ALSO HAVE OTHER RIGHTS WHICH VARY FROM STATE TO STATE.

If you should have any difficulty operating or playing STRAWBERRY SHORTCAKE MUSICAL MATCH-UPS, call our Electronic Service Department at these toll free numbers:

In Massachusetts 1-800-892-0297 All other states 1-800-225-0540
(not available in Alaska, Hawaii, or Canada)

Lines are open 8:30 a.m. to 4:30 p.m. (EST) Mon.-Fri. (excluding holidays)

If you are unable to reach us via the Answer Service Line, or if you have any questions or comments about STRAWBERRY SHORTCAKE MUSICAL MATCH-UPS, write to the Consumer Response Department in the location nearest you:

In the U.S.A.: Parker Brothers, P.O. Box 1012, Beverly, MA 01915.

In Australia and New Zealand: Toltoys Pty. Ltd., 104 Bourke Road, Alexandria, N.S.W. 2015.

In the United Kingdom: Palitoy Company, Owen Street, Coalville, Leicester LE6 2DE England.