


POORKYS™



Games of the Century™



Game Instructions
Fox Video Games

PORKY'S

THE OBJECTIVE

Revenge is sweet—and the objective of this game is to “get it.” Your task is to help Pee Wee blow up Porky’s bar and obtain as many points as possible.

THE SET UP

Set up your video computer system and joystick controller as indicated in your manufacturer’s owner manual. Turn the power switch OFF and insert the Porky’s cartridge.

TO BEGIN

Turn the power ON. Use the Difficulty Switch and Color/Black & White Switch to select a level of play.

Left Difficulty Switch A:	Shower Scene most difficult
Left Difficulty Switch B:	Shower Scene less difficult
Right Difficulty Switch A:	Swamp Scene most difficult
Right Difficulty Switch B:	Swamp Scene less difficult
Black & White Switch:	Balbricker most aggressive
Color Switch:	Balbricker less aggressive
A, A, Black & White Setting:	Expert play level
B, B, Color Setting:	Normal play level

Press the Game Reset lever and go for it! It’s a blast.

THE ADVENTURE



As the play begins, you find yourself at the county line ready to enter Porky’s territory. But, before the action begins, some introductions are in order.



Meet Edward “Pee Wee” Morris. He has a few problems. But personal problems aside, Pee Wee (with a little help from you) has a formidable task ahead of him.

It seems this real nasty guy named Porky, owner of a shady little night club with the same name, has messed with Pee Wee and his friends. So, you and Pee Wee are out to even the score.



Another person to look out for is Ms. Balbricker. She's out to grab onto anything she can, so don't let her latch on to you. If she does, it's the pits.


THE COUNTY LINE



Objective: Run the highway gauntlet and blow up Porky's bar. Sound easy? Try it...you'll see.

Controls: Pee Wee moves to the right or left only as long as you hold the joystick in that direction. In the up and down directions, Pee Wee will attempt to move all the way into the next band unless you reverse the direction to stop it.


Scoring: Points are accumulated by successfully dodging the obstacles and distractions in the highway bands.



Motor Boat, 1 point; The Police, 100 points; Porky's Girls, 200 points; Attack Pigs, 400 points; Porky's Bouncers, 800 points; Pig Mobil, 1600 points; Last Band, 3200 points.

Warning: The action's hot and heavy. If Pee Wee gets hit...it's in the drink.

THE SWAMP



Objective: Get out of the swamp! And that's easier said than done. To escape you must pole vault over the swamp, collect and place four bricks to form an escape ladder.

Controls: Vaulting is accomplished by running toward the vaulting pole and pressing the joystick button while Pee Wee is within the allowable range. Watch your thumb pressure if you want to make it to the other side. To place bricks, move against the ladder and press the button of the joystick.

Scoring:

Brick placed	+100 points
Exiting Scene	+100 points
Each pole vault jump	-25 points
Falling into swamp	-100 points
Caught by Porky	-random number of points

Warning: If you find yourself back in the swamp, you won't have to rebuild the ladder. But...you will have to look out for Porky, and is he ever mad.

THE SHOWER



Objective: To keep your mind off of Wendy and on the task at hand—pushing the brightly colored object at the top of the screen into the pit without falling in or being caught by Ms. Balbricker. Each object pushed into the pit stops and/or slows a band on the highway screen.

Controls: To maneuver around the gymnasium, move Pee Wee right/left and up/down the ladders with the joystick. When you need to jump, press the button.

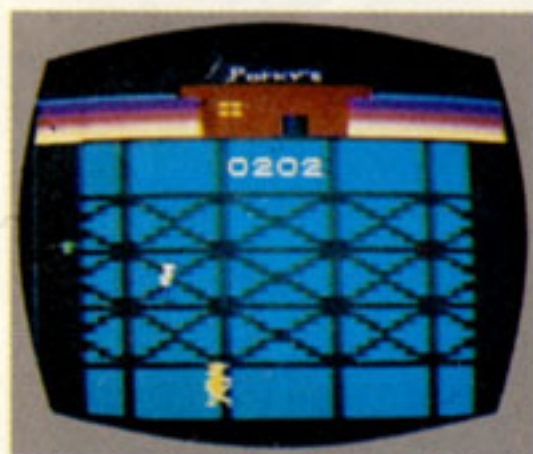
Scoring:

Pushing object into pit	+100 points
Loitering in locker room	-10 each 10 seconds
Falling into the pit	-200 points
Caught by Balbricker	-200 points

Warning: Once you climb out of the Shower Scene, you will re-enter the county line scene and one of the bands will be stopped. Each trip through the shower stops an additional band, slowing the action until you are successful in reaching Porky's bar. Don't dawdle too long. It's costing you points.



PORKY'S BAR



Objective:

Blow the blasted bar away! To do so you must follow the correct path to the top of the scaffolding, planting dynamite charges as you go. If you reach the top, a detonator will appear, and it's bye-bye Porky's.

Controls:

To climb the scaffolding, position Pee Wee next to the post and push the joystick up. Only one path will work and it must be approached from the bottom. If you're on the right path, the arrow on the left of the screen will turn green. If you're wrong, the arrow will turn red and you must return to the bottom level and start again.

Scoring:

Exiting scaffolding	variable score based on difficulty
	+100-3200 points
Caught by Porky	-200 points

Warning:

The only thing left between you and destruction of Porky's bar is Porky himself. He smells trouble and he's on to you. He's tracking your progress and if he catches you—it's curtains.

THE END



How sweet it is. But, before you start bragging to your friends, check your score. You can blow up the bar and end up with a high or low score. An expert can have a score as high as 8000. So try again. The action never stops at Porky's!

NOW AVAILABLE FROM FOX VIDEO GAMES:

BANK HEIST-Fun You Can Bank On!

THE EARTH DIES SCREAMING -Beat The Aliens Or Bite The Dust!

SPACE MASTER X-7-Blast The Hyperian Base Out Of Space!

FLASH GORDON-Heroic Rescue Beyond The Stars

REVENGE OF THE BEEFSTEAK TOMATOES-Once The Tomatoes Take Over, Will We Ever Ketchup!

CRYPTS OF CHAOS-Centuries Of Mystery. Hours Of Fun!

FANTASTIC VOYAGE-A Heartstopping Adventure!

ALIEN-In Your Living Room, Everyone Can Hear You Scream!

TURMOIL-A Topsy-Turvey Rapid Reflex Test!

MEGAFORCE-Where Action Speaks Louder than Words!

©1983

**Fox Video Games, Inc.
4701 Patrick Henry Drive
Building Number 9
Santa Clara, CA 95050**

**A game by: Mark V. Rhoads, Randy Hyde,
B. Winston Hendrickson, Jon Simonds.
For: Dunhill Electronics Media Corp.
All Rights Reserved**