



## CONTENTS

Meet Hoigle .....	2	The Junkyard .....	14
Meet Moigle .....	3	Going Online .....	15
The Mice .....	4	Dizzy Pads .....	17
Inserting the Disc .....	5	Crates .....	18
Controls .....	6	Playing Games with Moigle .....	19
Button Assignment .....	6	High Five .....	19
Speak Menu .....	7	How to Use Points .....	22
Pointing at Things .....	8	Teaching Moigle .....	20
Action Buttons .....	10	Pause Menu .....	22
The Blue Button .....	11	Credits .....	23
Main Menu .....	13	Warranty .....	25
The Kitchen .....	14		

# MEET HOIGLE



“Hey there, what’s tootin? My name’s Hoigle, and my brother Moigle and I run this family junkyard. Moigle’s got this crazy contraption he’s building in the garage, but it appears he’s short a couple of pieces. The missing components are somewhere in the junkyard and I’ve got to help him find them. And he’s going to have to help me a lot! Moigle’s bigger, stronger and faster than I am, so if we’re going to succeed, I’ll have to get Moigle to do the right things. I can’t do it all on my own.

Speaking of work, I shouldn’t have to tell you that we’ve got our work cut out for us. From that evil Baron Malodorous and his Commando kittens to the strange things scattered throughout the junkyard, Moigle and I will be keeping ourselves VERY busy. Never mind the fact that Moigle can get pretty darn emotional!


Keeping an eye on his emotions is pretty easy though. You might think that when he’s just standing around or playing with his yo-yo that he’s just passing time, and partially you’re right. But if you watch what Moigle’s doing, you can pick up on how happy/angry/sad/afraid the big lug is. Yep, things are never boring around Moigle, that’s for sure.”

In Floigan Brothers', you take the role of Hoigle Floigan. To get most of the objectives accomplished during the game, you'll need the help of your brother Moigle. Play games with him, point stuff out to him, and teach him new skills - all to get him to do what you want. But sometimes, you may have to do something Moigle wants before he'll do something for you.

# MEET MOIGLE



“Hi, my name is Moigle. My brother Hoigle is the best. But I have to watch out for him. He’s always asking me to do stuff for him. He says that I know everything, so I guess that’s why I’m the genius. I’m building a top secret project and the pieces I need for it are scattered across our junkyard. Now, if Hoigle can just help me find where I put them...”




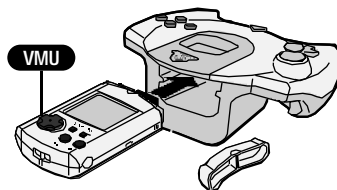
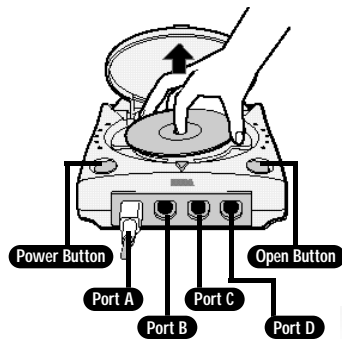
## THE MICE



There are three little mice that call the Junkyard their home. From time to time you will see them holding up signs with hints. The mice will give you a clue how to get the next piece of Moigle's machine. To get even more help, Hoigle can try to catch one of the mice. Run in the direction of the mice and press the Red **A** button to dive at them. If you're close enough you'll catch one of them and he'll give you a more detailed clue!

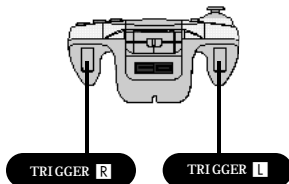
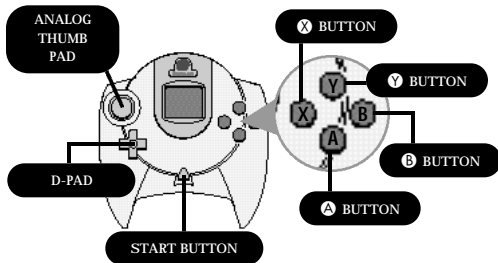
## INSERTING THE DISK

Floigan Brothers is a one player game. Before turning the Dreamcast Power ON, connect the controller or other peripheral equipment into the control port of the Dreamcast. To return to the title screen at any point during gameplay, simultaneously press and hold the **A**, **B**, **X**, **Y**, and **START** buttons. This will cause the Dreamcast to soft-reset the software and display the title screen.



# CONTROLS

Use the Analog Stick to move Hoigle around the map. You can interact with almost everything in the junkyard and the kitchen, so be sure to walk around and see everything!



- Analog . . . . . Move Hoigle, . . . . . Select Menu Items
- D-Pad . . . . . Camera Options
- A . . . . . Enter/Action
- B . . . . . Cancel/call for Moigle
- Y . . . . . Speak Menu
- X . . . . . Point/Use item in your possession

# SPEAK MENU

Use the Green **Y** button to bring up the “Speak” Menu. Use the Analog Stick to highlight one of the following options. Press **A** to accept the menu choice or press **B** to cancel.

- HUG** . . . . . CHOOSE ‘HUG’ TO MAKE HOIGLE HAPPIER.
- INSULT** . . . . . INSULT MOIGLE TO MAKE HIM SAD.
- PLAY?** . . . . . ASK MOIGLE IF HE WANTS TO PLAY A GAME. SEE PAGE 19 FOR A FULL DESCRIPTION.
- YES!** . . . . . ANSWER “YES” TO A QUESTION MOIGLE ASKS.
- TEACH** . . . . . USE THIS COMMAND TO TEACH MOIGLE HOW TO DO SOMETHING. YOU’LL NEED TO USE POINTS TO DO THIS, SEE PAGE 21 FOR AN EXPLANATION ON HOW TO USE POINTS.
- NO!** . . . . . ANSWER ‘NO’ TO A QUESTION MOIGLE ASKS.
- SCORES** . . . . . VIEW POINT STANDINGS, PARTS RETRIEVED, AREAS EXPLORED.

## HINT



You can change the way you view the world with the press of a couple of buttons. Press the D-Pad UP + **Y** to see what Moigle is up to. Press D-Pad Up + **A** to see the world through Hoigle’s eyes. And don’t forget that you can rotate the camera around Hoigle by pressing the left and right triggers.



“All right, let’s see . . . what’s next on the A-Gen-Da? Angering Moigle? Okay.

If you want to make Moigle mad, you’ve got a couple of ways you can do it. The first way is to knock him around with a few punches. Be careful though, the big galoot will pound you into the size of a baseball and send you flying if he gets his hands on you.

But keep in mind that Moigle’s my brother, and I’m not going to want to make him mad all the time (how else am I going to get him to do the things I want?). This means that I’ll have to play with him from time to time, give him some of my points, or—all in the name of brotherly love—give him a hug!”

Press the Yellow **X** button to Point at things.

Hoigle can point at things to make Moigle interested in them. If there isn’t anything there, Moigle will move to that spot. After pressing the Yellow **X** button, use the joystick to move the yellow arrow around, then press **A** to get Moigle’s attention. Press **B** to cancel.

The **X** button is also a “Use” button for any item that has a use while Hoigle is holding it. For example, press **X** to make Hoigle wear a mask.



Press the Red **A** button for Hoigle to perform an action.

- PUNCH/DIVE** ... HOIGLE WILL PUNCH IF HE IS STANDING STILL AND DIVE WHEN HE IS RUNNING.
- POKE** ... HOIGLE WILL POKE MOIGLE WHEN THEY PLAY TAG.
- GRAB/DROP** ... HOIGLE CAN PICK UP ITEMS, DROP THEM, OR THROW THEM IF HE IS RUNNING.
- CLIMB** ... HOIGLE CAN CLIMB LADDERS. PRESS **A** TO GET ON THE LADDER, THEN MOVE HIM UP OR DOWN WITH THE ANALOG STICK.
- JUMP** ... IF YOU CAN GET MOIGLE DIZZY WHILE HE'S STANDING ON A DIZZY PAD, HE WILL EVENTUALLY FALL DOWN ONTO HIS BACK. HOIGLE CAN THEN JUMP ONTO HIS BELLY AND BOUNCE ON IT LIKE A TRAMPOLINE.
- OPEN** ... HOIGLE CAN OPEN THINGS! MOVE HOIGLE TO AN OBJECT, LIKE A DOOR OR MAILBOX, AND PRESS **A** TO OPEN IT.





“Darn it all! That Hoigle sure can make me mad! Sometimes he just walks up to me and punches me for no good reason! I usually give the little pip-squeak a warning, but sometimes he doesn't realize how far he's pushing me! He should know not to toy with my feelings!”

Either he's punchin' me to make me mad or insulting me to make me cry. I tell ya, if he didn't give me apples and candy now and then, I'd—POW-BANG-BOOM—let him have it.”



**! OR !!** ... CALL OR WHISTLE FOR MOIGLE.

**OFFER** ... IF HOIGLE IS CARRYING SOMETHING, PRESS THE **B** BUTTON TO OFFER MOIGLE THAT ITEM.



## HINT



The Junkyard is a big place, but there are signs that will point you in the right direction. The sign posted next to a gate will tell you which lever opens it. You'll just have to find the lever.

There are also some pipes in the junkyard. Who knows where they might lead...



## MAIN MENU

From the main menu, you can select from one of five options. "Cookies !" will whisk you off to a very entertaining training session in the Floigan Kitchen (see page 14). "Moigle's Secret" allows you to begin the main adventure in the game once you've completed the kitchen. "Restore Game" will only appear if a saved game exists on your current VMU-- choose this option to continue your adventure. "Go Online" will allow you to begin an online session where you can chat with other Floigan Brothers players and trade Moigles (see page 15). Choose "Options" if you would like to configure the various elements of the game.



## THE KITCHEN

The Kitchen is where you will learn how Hoigle and Moigle interact. Moigle wants to bake a giant chocolate chip cookie and it's up to you to help him figure it out. Listen to what he's asking for and it should be a piece of cookie, I mean cake! The Kitchen is highly recommended for those new to the Floigan Experience. If you don't have any save game files on your VMU, you will want to play through the Kitchen to learn the ropes before you move on to the junkyard.



“The Junkyard is where we run our business. And today the first order of business is helping Moigle build his big surprise. The seven missing parts are scattered around the junkyard somewhere. Keep an eye out for the missing pieces, and watch for Moigle's little mouse friends—they'll hold up signs to give you hints about where to go and what to do next.”

## GOING ONLINE

Floigan Brothers allows you to interact with other players across the Internet with the built in Online capabilities of your Sega Dreamcast. While online, you can chose from the following options:

- CHAT** . . . . . THIS IS WHERE YOU GO TO CHAT WITH OTHER PLAYERS ABOUT FLOIGAN BROTHERS. SHARE HINTS AND TIPS WITH YOUR FELLOW PLAYERS WITH THE CHAT OPTION.
- UNLOCK MONTHLY FEATURES** . . . . . THERE ARE TWELVE TIME-RELEASE ADD-ONS TO FLOIGAN BROTHERS™ CALLED FLOIGAN MONTHLY DOWNLOADS OR FUN MOIGLE THINGS (FMTs). GET THEM ONLINE AND SEE HOW THEY AFFECT THE GAME.
- TRADE FEATURES** . . . . . IF YOU'VE MISSED A FMT, YOU CAN STILL SEE WHAT HAPPENED. GO ONLINE AND TRADE FOR IT WITH SOMEONE ELSE.
- TRADE** . . . . . REMEMBER, EVERY MOIGLE IS DIFFERENT. DIFFERENT PLAYERS WILL ULTIMATELY TEACH MOIGLE DIFFERENT SKILLS AND GAMES. WANT TO PLAY A NEW GAME WITH A DIFFERENT MOIGLE? THEN GO ONLINE AND TRADE FILES WITH OTHERS.



## HINT



To use Floigan Brothers online, your Dreamcast must be configured with valid ISP (Internet Service Provider) account information. If your Dreamcast does not contain any ISP information, just select "Go Online" at the main menu and fill out the necessary fields. Floigan Brothers makes it easy to jump online!



## HINT




Offer bombs to Moigle (he can throw much further). And don't get overly stressed-- a bomb will never explode once it's in Moigle's hands.



## USING DIZZY PADS

**D**izzy Pads can be very useful. For instance, when in the kitchen--to get the chocolate, Hoigle should get Moigle to stand on the Dizzy Pad. Then Hoigle should run 'round and around Moigle. If Hoigle runs around fast enough, Moigle will get dizzy and faint. And then Hoigle can bounce on his belly like a trampoline to jump up to high places.



## HINT



When jumping on Moigle's belly, keep pressing the **A** Button each time you land on Moigle to make Hoigle jump even higher!



## CRATES


As you adventure around the junkyard, you will notice that there are four different kinds of crates. They are red, blue, green, and yellow. Each box will react to a specific mood that Moigle is in. Red boxes open up when Moigle is **ANGRY**. Blue boxes open up when Moigle is **SAD**. Green boxes open up when Moigle is **VERY, VERY HAPPY!** And Yellow boxes open when Moigle is **AFRAID**.



WHEN YOU SEE A CRATE, YOU NEED TO GET MOIGLE IN THE RIGHT MOOD.  
WHEN MOIGLE IS IN THE RIGHT MOOD, THE CRATE WILL OPEN UP TO SHOW A PAD.  
MOVE HOIGLE ONTO THE PAD, AND WATCH AS MOIGLE DOES SOMETHING COOL!

## PLAYING GAMES WITH MOIGLE

**A** happy Moigle will do just about anything for his brother Hoigle. But a sad or bored Moigle will be more likely to stand around. So how can you make Moigle happy? Play a game with him of course! Bring up the Speak Menu by pressing the Green **Y** Button and select "Play?". You can then select from a variety of different games. At first you can only play High Five, but as you earn more points, you'll be able to teach Moigle all sorts of things (and some of those are more games).



## PLAYING HIGH FIVE

Playing High Five with Moigle is fairly straightforward – watch where Moigle puts his hands and follow his lead. Press up, down, right or left depending on where Moigle's hands are, and then press the Red **A** button if he wants you to give him five (one hand) or the Blue **B** button to give him ten (two hands). Try your best to win, but remember—if you miss three times, the mini-game is over!



## HINT



When you win a game with Moigle, you earn points. The more points you have, the easier it is to bribe Moigle into doing something you want.



“There're all kinds of games Moigle will play with me. Sometimes I have to cheat to win, but hey, the job's gotta get done. Points are important. I need lots of them in order to teach Moigle new things, and they don't come easy. Moigle will give me some of his if I help him find the parts he needs or if I do nice things for him.”

## TEACHING MOIGLE

You'll also be able to go to the Speak -> Teach menu where you can teach Moigle to do new things. From this menu you can teach Moigle to play new games like Tag and Hide and Seek.



You can also teach him to do nifty things like lifting you up to high places—just remember: you'll need to feed Moigle apples to put him in the right “learning” mood.



But you'll need points to teach Moigle tricks, so you better play lots of games with him and help him find his missing machine parts.



## THE PAUSE MENU

The Pause Menu gives you four choices: Continue, Save, Restore and Exit.

**CONTINUE** . . . . GO BACK TO THE GAME WHERE YOU LEFT OFF.

**SAVE** . . . . . SAVE YOUR CURRENT PROGRESS (THIS OPTION IS ONLY AVAILABLE IF YOU HAVE A VMU).

**RESTORE** . . . . . START OVER FROM THE LAST SAVE POINT.

**EXIT** . . . . . GO BACK TO THE MAIN TITLE SCREEN/START A NEW GAME.

## VC CREDITS

Floigan Engineers:  
Nick Jones  
Tim Meekins  
Nick Verne  
John Elliot

Floigan Character  
Animators:  
Dan Lavender  
John Neary

Background Artists:  
Frank Robbins  
Joyce Rietveld  
Steve Paris

GUI Artist:  
Steve Paris

Music Composer and  
Audio Director:  
Brian Luzietti

SFX Design:  
Larry Peacock

Dialog Editing:  
J. Mateo Baker

Voice Casting and  
Direction:  
Andrea Romano

Voice Actors:  
Frank Welker as  
Moigle Floigan  
Jason Marsden as  
Hoigle Floigan  
Victor Raider-  
Wexler as Baron  
Malodorous  
Andrea Romano as  
the Cute Kitten

Comedy Writers:  
Bill Allard & Merle  
Kessler of Duck's  
Breath Mystery  
Theatre.  
Game Designers:  
Andy Ashcraft  
Hirokazu Yasuhara

Project Manager:  
Andy Ashcraft

Exec. Producers:  
Greg Thomas  
Scott Patterson

VC Tools Engineer:  
Joshua Lee


VC Library  
Engineers:  
Chuck Batson  
Ivar Olsen

VC Server Engineer  
Mark Roberts

Special Thanks  
Jenn Baker  
Wayne Herman  
Richard Yee  
Alvin Cardona  
Michael Biancalana  
Carl Grande  
Theo Eldridge

Jess Sterzl  
Andrew Leker  
The Ooga Booga  
Team  
Leandro Penaloza  
David Lee

A toast to those  
who have gone:  
Dave Blanchette  
Alex Lopez  
Brian Hughes  
Tom Zehner  
Ronald Piekert-  
Weeserik  
Alice Crysedale  
Louis Franco  
Audrey Seymour  
Patrick Moran  
Lenny Lee  
Eric Browning  
Brian Silva  
Mark Anderson



**Instruction Manual:**  
Keith M. Kolmos

**SEGA CREDITS**

**Product Manager:**  
Rob Alvarez

**Associate Product Manager:**  
Cord Smith

**Director of Marketing:**  
John Golden

**Public Relations:**  
Teri Higgins  
Gwen Marker

**Manual Designer:**  
Miles Steuding

**Director of Creative Services:**  
Robert Schonfisch

**CS Project Coordinator:**  
Arianne Pitts

**Lead Tester:**  
Robert Reich

**Assistant Lead Testers:**  
Berjes Enriquez  
Kari Hattner  
Neil Sorens

**Testers:**  
Daniel Airey  
Joseph Amper  
Robert Anthony  
Marvin Blanton  
Dwight Clancy  
Shawn Dobbins  
Antonio Eco  
Brent Fillmore  
Tom Fong  
Steve Gonzalez  
Jeffrey Gullett  
Tristan Haggerty  
Michael Jao  
Paul Jarolimek-Proner  
Shaheed Khan  
Walter Kim  
Chester Lee  
Art Liboon

Michael Madfes  
Ray Murakawa  
Steve Peck  
Pedro Ponce  
Francisco Rivera  
Ron Rodriguez  
Xavier Rodriguez  
Jordan Romaidis  
Mike Schmidt  
David Talag  
Roman Tobe  
Alex Vaughan  
Jose Venegas  
Catherine Yu

**Special Thanks:**  
Peter Moore  
Chris Gilbert  
Charles Bellfield  
Joe Culley  
Osamu Shibamiya  
Mike Rhinehart  
Sirr Less

