

FAMILY FEUD



**INSTRUCTION MANUAL FOR
THE 3DO™ SYSTEM**

GAMETEK®

FAMILY FEUD™

INSTRUCTION BOOKLET FOR THE 3DO™ SYSTEM

TABLE OF CONTENTS

The Controls.....	1
The Buttons.....	1
Setting Up the Game.....	1
To Restart an Old Game.....	2
To Start a New Game.....	2
The Bull's-eye Round.....	3
The Toss Up Question.....	4
Playing the Main Rounds.....	5
The Fast Money Round.....	6
Winning the Game.....	7
Message to the Players.....	7
Credits.....	8
GameTek Customer Relations.....	9

GameTek's® Family Feud™ for the 3DO System gives two families of five members each a chance to answer unusual questions. With over 4,000 questions based on surveys of 100 people, Family Feud provides your 3DO System with the same kind of fun contestants have been enjoying on this long-running game show.

To ensure maximum enjoyment of your new software please read this instruction manual thoroughly. Please save your manual in a convenient place for future reference.

Will your family earn the 300 points by guessing the most popular responses to the TV game show's actual survey questions? In the Bull's-eye Round you can earn the right to play for up to "\$20,000", but to win the "dollars" you'll have to defeat another family in two or more Main Rounds, and then score 200 points in the Fast Money Round. If your family has the staying and playing power to win all five times, your earnings can reach "\$100,000"

THE CONTROLS

CONTROL PAD
Move cursor



BUTTON C

Logs in your response

Panasonic

X

P

3DO

A

B

C

BUTTON A

Enter: Number/Letter

BUTTON B

Buzz In/Delete: Number/Letter

THE BUTTONS

Button A Buzz in for Question Control
Enter: Number/Letter
Toggle Options
Select: Play/Pass

Button X Use to save game

Button B Delete Number/Letter

Button C Logs in your response

Control Pad Move Cursor
Toggle Options

SETTING UP THE GAME

- 1 From the spinning Family Feud Logo, press Button A, B, C or the Control Pad. Use the up and down arrows to move between Game Options; Restart Game, Start Game, and View High Scores.
- 2 When Game Options is highlighted, press the A, B or C button to bring up the options menu. To change the music setting, use the up/down arrow on the control pad to highlight Music and press the A button to toggle between On and Off.
- 3 To change the speech setting, use the up/down arrow on the control pad to highlight Speech and press the A button to toggle between On and Off.
- 4 To change the sound setting, use the up/down arrow on the control pad to highlight Sound and press the A button to toggle between On and Off.
- 5 To change the rapid play setting, use the up/down arrow on the control pad to highlight Rapid Play and press the A button to toggle between On and Off. With Rapid Play off, you will be prompted each time it's your turn to enter a response, and you will have to press any button to close the prompt.
- 6 Difficulty levels are novice, easy, average, good, and amazing. With each higher level, your computer opponents' speed at ringing in and accuracy of answers increases.
- 7 You can customize the score and time limits in the game if you wish. Use the cursor to highlight Customize Rules and press the A, B or C button. To change the amount of time you have to enter your response, highlight Answer Entry Timer. Use the A button to cut down the time (to a minimum of 10 seconds) and the B button to add to your time (to a maximum of 99 seconds).

- ⑧ To change the score needed to win the initial rounds, highlight Score To Enter The Fast Money Round and use the A button to decrease the necessary score (to a minimum of 100 points) or the B button to increase the necessary score (to a maximum of 999 points).
- ⑨ To change the time limits in the fast money round, highlight First Stage and use the A button to decrease the time limit (to a minimum of 10 seconds), or the B button to increase the time limit (to a maximum of 999 seconds). Use the same procedure to change the time limits in the Second Stage as well.
- ⑩ To change the number of points needed to win the jackpot, highlight Jackpot Score and use the A button to decrease the score (to a minimum of 10 points) or to increase the score (to a maximum of 999 points). When you are finished, highlight Done and press the A, B or C button.
- ⑪ To change the names and characteristics of a family, use the control pad to highlight Customize a Family. There are four families: Sanchez, Williams, Murray and Khera. press the right and left arrow keys until the family you want is on the screen and their family name is highlighted. Press the A, B or C button to bring up the family data screen.
- ⑫ You will notice that the father's picture is highlighted. To enter new information to go with this picture, use the up and down arrow keys to highlight the appropriate information, then press the A button. You may enter first and last names of up to eleven letters each by using the control pad to move the cursor between letters, the A button to enter letters, the B button to delete letters, and the C button to lock in your choices. Use the same procedure to enter hobbies and occupation. Age can be decreased to 0 and increased to 199. Sex can be toggled back and forth between Male and Female, while Intelligence toggles between Hopeless, Poor, Average, Good, and Genius.
- ⑬ When complete, highlight Done and press the A, B or C button. Any customizing you do of a family is lost when you turn the 3DO System off.

TO RESTART AN OLD GAME

- ① From the main menu, highlight Restart Game to continue a game you have previously saved.
- ② Games may be saved during regular play by pressing the X button. Use the control pad to select a save game slot, and press the A button to bring up the alphabet. Then use the control pad to move through the letters and the A button to enter letters, as you type in a name for your saved game. Use the B button to delete letters.
- ③ When you are finished, press the C button to lock in the name of your saved game.

TO START A NEW GAME

- ① Highlight Start Game to start a new game. Use the control pad to view the four different families, and press the A button when the family you want to play is on the screen.
- ② Highlight View Hi-Scores to see all-time high scores. As your family wins games, its name will be added to this list.
- ③ Use the control pad to move the highlighting between Family vs Family, Family vs 3DO System, 3DO System vs 3DO System, and Practice.

- ④ If you choose to play a practice game, you can select which rounds you want to play. You can choose to turn on the Bullseye, Single, Double, Triple and/or Fast Rounds by highlighting the round and then using the A button to change the display from OFF to ON.
- ⑤ In the Family vs. 3DO System game, the player will be pitted against a computer controlled family. The player's family can play up to five games, but as soon as the computer family wins they must start again.
- ⑥ In the Family vs. Family Game, 2 players' families battle directly. A family can play up to five times, but as soon as an opposing family wins, they're out and must start again.
- ⑦ In the Practice Game the player has no opponent. The family simply plays until they amass 300 points, and then goes for the big "money" in the Fast Money Round. This game is a good way to learn the way the game plays, or to relax and answer questions without the competition.
- ⑧ The game automatically starts when both families have been selected.

THE BULL'S-EYE ROUND

- ① Before the Bull's-Eye round, \$5,000 is added to each Family's Fast Money Jackpot. To win the Jackpot they must defeat the other family and score 200 or more points in the Fast Money Round.
- ② During the Bull's-eye Round the families try to add wealth to their Jackpot by guessing the Number One answers to questions.
- ③ Starting with the Fathers, a member of each family is squared off against his or her counterpart from the opposing family. The first question is worth \$1,000, the second \$2,000, etc. until the fifth and final question, which is worth \$5,000. If a contestant gets the Number One answer, the Bull's-Eye, his or her family adds that amount to the Jackpot.
- ④ A Bull's-Eye Board and the host and two contestants are shown on the screen. The question box will then appear. The contestants then have three seconds to buzz in.



A. In a Family vs. Family game, the first contestant to press any button on his controller wins the chance to answer first.

B. In a Family vs. 3DO System game, the human contestant must press any button before the computer contestant does in order to win the chance to answer first.

C. In the Practice Game, there is no opponent, so the player must only beat the three second time limit.

- ⑤ If neither player buzzes in before three seconds have passed, a red x meaning incorrect appears, and the game continues to the next question.



6 Pressing the button brings up the alphabet box, and activates the timer. The player has 30 seconds to enter all the letters or numbers in the answer.

7 Enter your answer using the same method used for entering the family name. Use the CONTROL PAD to move the cursor over the appropriate letter in the alphabet box. When the correct letter is highlighted, press the A button to select it. Pressing the B button will delete the previous letter chosen. When you are done entering letters, press the C button.



8 When entering an answer, you may move the cursor to the blank space to add a space between two words, or you may run words together; either way is acceptable.

9 If the first player to buzz in does not get the Number One answer, the second player automatically gets the chance to enter an answer.

10 When all five questions have been played, each family is shown with the amount money they could win in the Fast Money Round. The game then proceeds to the first Toss Up question



THE TOSS UP QUESTION

1 The first question is a toss-up for the first player from each family to begin the family feud. This question determines which family gets to guess the answers to the survey question.

2 The question is then asked. Each player then has three seconds to buzz in by pressing any button on his or her controller.

3 Like in the Bull's-eye round, the first player to buzz in wins the chance to answer first. Answer the question the same as you did in step 7 of the Bull's-eye round.




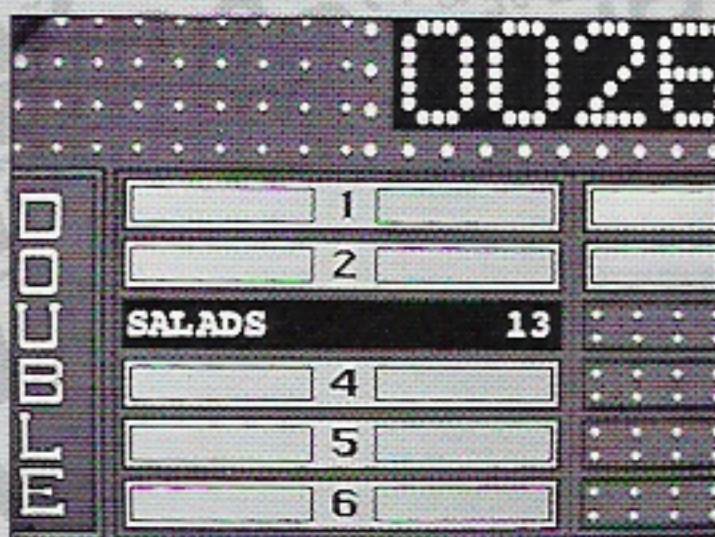
④ If your answer was one given in the survey, it is shown on the answer board in the order of the survey results.

A. If it is the number one answer people gave, your family automatically wins the toss-up and gets the option to play or pass.

B. If it is a survey answer, but not the top one, or it is an incorrect answer, the other family's player gets to provide an answer.

C. If neither player enters a correct answer, then the second player of the first family to buzz in gets a chance to answer. If she or he is wrong, the second player from the second family gets a chance to answer, and continues this way through both families until there is a correct answer. If no member of either family can enter a correct answer, a new question is posed.

⑤ The winner of the toss-up is given the option of playing (answering) the question or passing to the other family. Use the control pad to toggle between Play and Pass. Press button A, B or C to make your selection.



PLAYING THE MAIN ROUNDS

If your family has chosen to play (answer the questions) or if the other family has passed the question to you, you must provide the remaining answers to the survey question in 45 seconds.

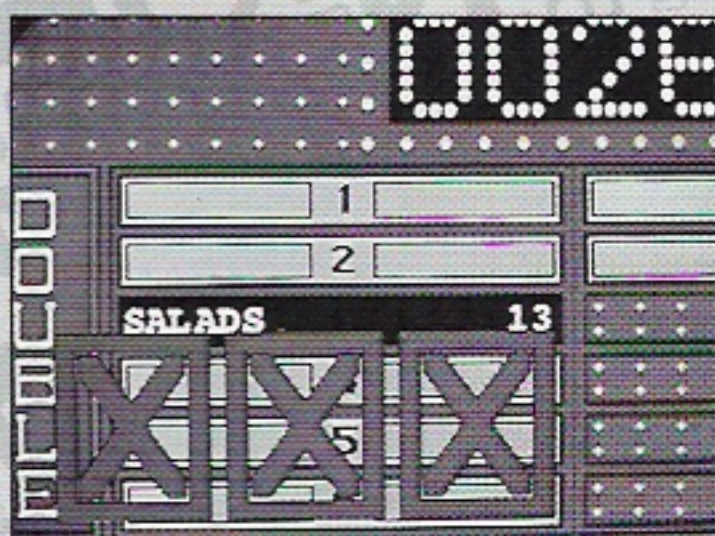
① Enter your answers in the same manner as the toss up question.

② Answering questions continues through each family member until all answers are revealed or until you accumulate three incorrect answers (indicated by three red "incorrect" X's on the answer board)

③ If your answer was included in the survey responses, it will be displayed along with the points on the answer board. The points represent the number of people who provided that answer. These points are kept in a "bank" and then become the winning point values for each round.



- ④ If you successfully provide all the answers, you get to keep the points accumulated in the bank.
- ⑤ If you guess three incorrect answers, the other family gets the chance to “steal” all the points you have accumulated in the bank. They can do this by answering one correct answer to the survey question. If they do not give a correct answer, your family gets to keep the points.
- ⑥ Now, the next family members, the mothers, face off for a toss up question. Play proceeds as in steps 1 through 5 except that all point values are doubled.
- ⑦ If 300 points have not been reached by either family after the mothers feud, the third members of each family face off with point values tripled. The face off continue through both families with point values tripled until one side accumulates 300 points.
- ⑧ The first family to accumulate 300 points (or more) is the winner and goes on to play the Fast Money Round.



THE FAST MONEY ROUND

- ① In the Fast Money Round two members of each family are selected to answer five survey questions. The first contestant has 2 minutes. The second contestant has 2 minutes 30 seconds.
- ② Choose which of the five family members you want to play in the Fast Money Round. Use the control pad to highlight a face on the top row and move that face to the bottom row. Move the highlighting to Done and press the A, B, or C button when finished.
- ③ Questions are answered exactly as in all previous rounds, except that the C button is used to PASS on a difficult question. A question that is passed on will be answered at the end of questioning if there is still time on the clock.
- ④ The first family member provides one answer to each question, When s/he is done or when time runs out, the answers are revealed on the board, along with the number of people who gave the answer to the survey question



- ⑤ The second family member gets a chance to provide answers to the same set of questions. If there is a repeated answer, a warning sound is heard. The player then must give an alternate answer.
- ⑥ When the second family member has answered all the questions or when time has run out, both sets of answers are then revealed.
- ⑦ If the total points of both sets of answers is 200 or more, the family wins the amount in their Bull's-eye Round Jackpot. If it is less than 200, the family wins \$5 for each point.

NAME SOMETHING THAT'S DIFFICULT TO DO ON A TURBULENT AIR FLIGHT					
TOY SOLDIER	09	00			PASS
FRONT	12	09			CAR
HOT DOGS	03	25			PIZZA
SHING	72	16			SLIDE
SLEEP	11				EAT
TOTAL	107	157			TOTAL

WINNING THE GAME

- ① In a Family vs. Family game, the winning family can choose to continue if they haven't won five times. If they continue the other family must re-enter another family name.
- ② In a Family vs. 3DO System game against a computer family, if the human family wins the Fast Money Round, they can choose to continue if they haven't won five times. The computer then generates another opponent family.
- ③ One family cannot play more than five consecutive times.

MESSAGE TO THE PLAYERS

- ① Spelling: This game has been programmed to allow for minor variations and errors in spelling. If a misspelled answer is reasonably close to the word's actual spelling, the computer will accept it as correct and will display the actual spelling when accepting the player's answer,
- ② This game has been programmed to utilize the full TV screen. Since some older model TV sets have rounded screens, a portion of the image may be blocked out.

CREDITS

GAMETEK

Executive Producer: William B. McCormick
Database Editing & Quality Assurance: Neil Plakcy
Creative Director: Stephen Curran
Art Director/Package Design: John Tombley
Manual/Package Design: Wendy Weber
Production Coordinator: Sherry Kross
Anarchist & Brummie: Rod Humble

EUROCOM

Developed by Eurocom, Inc.
Producer: Hugh Binns
Associate Producer: Mark Hetherington
Programming: Robert Watkins
Programming Support: Paul Bates
Graphics Coordinator: Andy Bee
Graphics by: Andy Bee, Nigel Bentley, Matt Dixon, Colin Garratt, Adrian Mannion
Rendered Graphics: Mark Hodsman
Music & Sound: Neil Baldwin, Steve Duckworth
Host's Voice-over: Ron Beuhrer
Filming: Q-Studios, Leicester
Digitising: Cambridge Multimedia
Special Thanks: Richard Alton, Steve Bedser, Ian Denny, Ashley Finney, Kevin Holt, Dave Looker, Tim Rogers, Andi Smithers, Mat Sneep, Tim Swann, Jon Williams

GAMETEK LIMITED WARRANTY

GameTek, Inc. warrants to the original consumer purchaser of this GameTek CD-ROM product that the medium on which this CD-ROM program is recorded is free from defects in materials and workmanship for a period of (90) days from the date of purchase. This GameTek CD-ROM program is sold "as is," without express or implied warranty of any kind, and GameTek is not liable for any losses or damages of any kind resulting from use of this program. GameTek agrees for a period of ninety (90) days to either repair or replace, at its option, free of charge, any GameTek CD-ROM product postage paid, with proof of date of purchase, at its Corporate Offices: GameTek, Inc. 2999 Northeast 191st Street, Suite 500, Aventura, Florida 33180 · (305) 935-3995.

This warranty is not applicable to normal wear and tear. This warranty shall not be applicable and shall be void if the defect in the GameTek CD-ROM product has arisen through abuse, unreasonable use, mistreatment or neglect. This warranty is in lieu of all other warranties and no other representations or claims of any nature shall be binding on or obligate GameTek. Any implied warranties applicable to this GameTek CD-ROM product, including warranties of merchantability and fitness for a particular purpose, are limited to the ninety (90) day period described above. In no event will GameTek be liable for any special, incidental or consequential damages resulting from possession, use or malfunction of the GameTek CD-ROM product.

Some states do not allow limitations on the duration of an implied warranty or exclusions of limitations of incidental or consequential damages, so the above limitations and/or exclusions of liability may not apply to you. This warranty gives you specific rights, and you may also have other rights which vary from state to state.

GameTek Customer Relations 1-305-935-3995

· 9 AM to ·6 PM, Eastern time

To order other GameTek products:

Call toll-free 1-800-GAMETEK, (1-800-426-3835). 24 hours a day,
7 days a week. Visa and Mastercard accepted.

Free Introductory CompuServe Membership

As a valued GameTek customer, you are eligible for a special offer to receive a FREE introductory membership to CompuServe — the world's largest on-line information service.

By joining CompuServe, you can receive the latest news and product announcements concerning GameTek games. Enter [go GAMETEK] to get to the GameTek section of the Game Publisher's Forum. From the Game Publishers Forum [GO GAMEPUB], you can download updates to your favorite computer games or obtain demos of soon-to-be-released computer games. You'll also be able to trade tips, hints and strategies with other GameTek computer and CD-ROM game players in the Gamers Forum [GO GAMERS].

To take advantage of this special offer, call toll-free 1-800-524-3388 and ask for Representative # 436 to get your introductory CompuServe membership which includes a personal User ID, pass word, \$15 usage credit and an entire month's worth of basic services free.

THE 3DO COMPANY SHALL NOT BE LIABLE TO THE END USER FOR ANY LOSS OF DATA, LOST PROFITS, COST OF SUBSTITUTE GOODS OR OTHER CONSEQUENTIAL, INCIDENTAL, SPECIAL, PUNITIVE, OR OTHER DAMAGES OF ANY KIND ARISING OUT OF THE USE OF OR INABILITY TO USE THE SOFTWARE.

THE 3DO COMPANY MAKES NO WARRANTIES, EXPRESS, IMPLIED OR STATUTORY, REGARDING THE SOFTWARE, INCLUDING WITHOUT LIMITATION THE IMPLIED WARRANTIES OF MERCHANTABILITY AND FITNESS FOR ANY PARTICULAR PURPOSE, OR ANY EQUIVALENT WARRANTIES UNDER THE LAWS OF ANY JURISDICTION.

DO NOT USE A FRONT OR REAR PROJECTION TELEVISION WITH THIS PRODUCT. YOUR PROJECTION TELEVISION SCREEN MAY BE PERMANENTLY DAMAGED IF STATIONARY SCENES OR PATTERNS ARE PLAYED ON YOUR PROJECTION TELEVISION. SIMILAR DAMAGE MAY OCCUR IF YOU PLACE THIS PRODUCT ON HOLD OR PAUSE. IF YOU USE YOUR PROJECTION TELEVISION WITH THIS PRODUCT, NEITHER THE 3DO COMPANY NOR GAMETEK WILL BE LIABLE FOR ANY RESULTING DAMAGE. THIS SITUATION IS NOT CAUSED BY A DEFECT IN THIS PRODUCT OR THE 3DO SYSTEM; OTHER FIXED OR REPETITIVE IMAGES MAY CAUSE SIMILAR DAMAGE TO A PROJECTION TELEVISION. PLEASE CONTACT YOUR TV MANUFACTURER FOR FURTHER INFORMATION.

THE EXECUTION OF SOFTWARE WITH THE 3DO SYSTEM INVOLVES THE USE OF PATENT RIGHTS, GRANTED OR APPLIED FOR, IN CERTAIN COUNTRIES. A PURCHASER OF THE 3DO SYSTEM IS LICENSED TO USE SUCH PATENT RIGHTS WITH SOFTWARE LICENSED BY THE 3DO COMPANY. NO LICENSE, IMPLIED OR OTHERWISE, IS GRANTED FOR THE EXECUTION OF OTHER SOFTWARE.



GAMETEK

2999 N.E. 191st Street, Suite 500
Aventura, Florida 33180